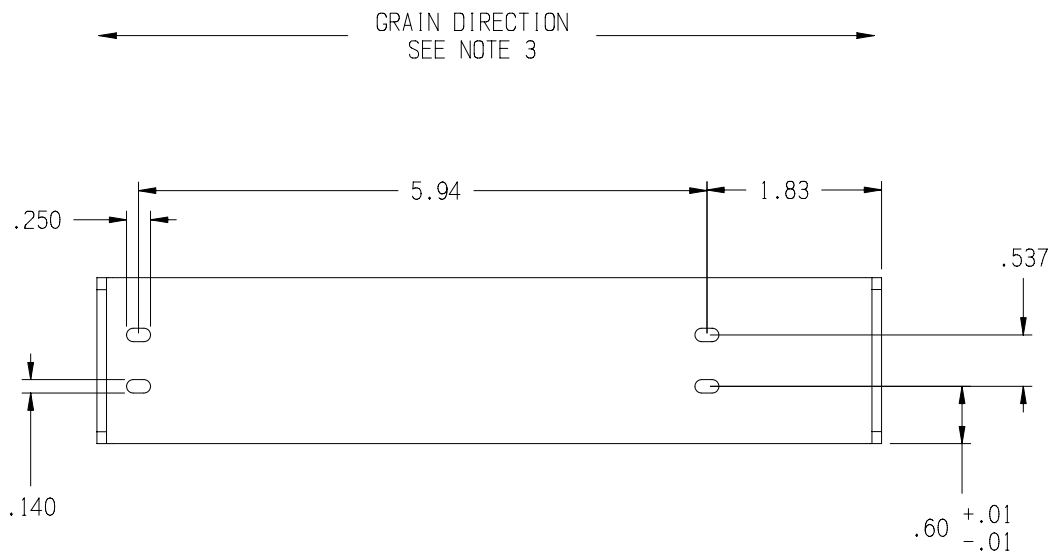

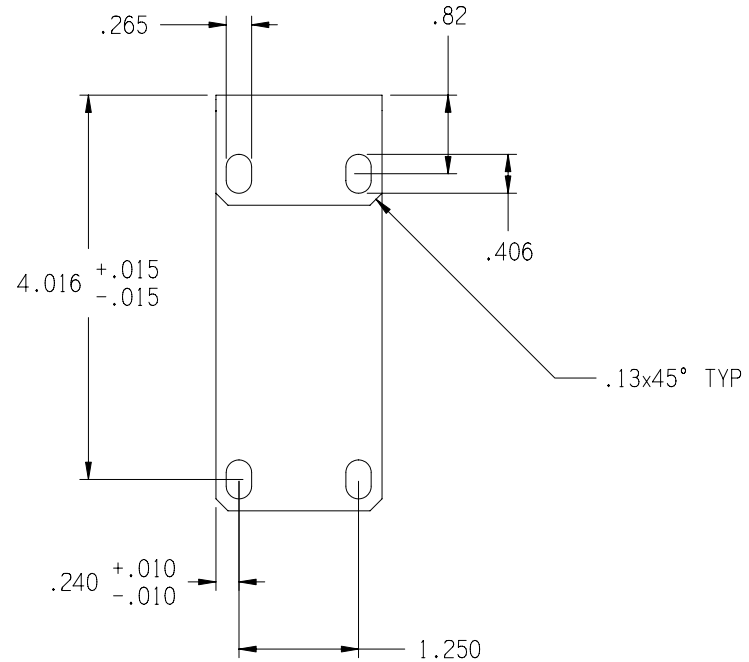


CAD GENERATED REFERENCE DRAWING.
MANUFACTURE USING CAD DATA.
REVISE CAD DATABASE ONLY.

THIS DRAWING CONTAINS INFORMATION PROPRIETARY TO NORTHWEST POWER INTEGRATIONS, INC. AND IS DISTRIBUTED ONLY TO SUPPLIERS AND/OR CUSTOMERS. USE OF THIS DRAWING OR INFORMATION CONTAINED HEREIN FOR ANY PURPOSE WITHOUT THE EXPRESS WRITTEN CONSENT OF NORTHWEST POWER INTEGRATIONS, INC. IS PROHIBITED.

REV	DESCRIPTION OF CHANGE	DATE
-	--	-----
-	--	-----



- NOTES:
1. MATERIAL: ALUM. ALLOY 5052 H-32, .100 THK.
 2. BREAK ALL EDGES .005-.015
 3. FINISH: GRAIN LIGHTLY IN DIRECTION SHOWN, CHROMATE CONVERSION COATING PER MIL-C-5541, CLASS 3, CLEAR

UNLESS OTHERWISE SPECIFIED DIMENSIONS ARE IN INCHES			4211 S.E. INT'L WAY MILWAUKIE, OR 97222 TEL: (503) 652-6161 www.npi-inc.com	
TOLERANCES ARE:			MASTER MODEL	DESCRIPTION:
.X	+/- 0.03	7410	BRACKET, 19" RACK MTG.	
.XX	+/- 0.02	FILE: \\SUN-NPI\DRAWING CONFIGURATION\PART DRAWINGS\6024 Rev_1	SIZE: D DWG. NO. 6024 REV: 1	
.XXX	+/- 0.01	SCALE: NONE	USED ON: PB1004PFC SHEET: 1 OF 1	
ANGLES	+/- 1/2	SCALE: NONE	USED ON: PB1004PFC SHEET: 1 OF 1	
SEE NOTES		DRAWN BY: K.M.	DATE: 10-18-05	

DO NOT SCALE DRAWING